

# ASTRO 6

LED surfaced type  
High Performance floodlight



**Highly engineered and manufactured for Outdoor areas. Astro is 5 years warranty Floodlight made of Aluminium die cast Modular Housing ( Fixed and adjustable).**

Available in High power options with High-output Led Chips in 6500K, 5000K, 4000K and 3000K options which can be customized upon request. The floodlight is using Premium IP67 protected lenses. All the IES files, photometric reports and simulations are provided upon request. Thanks to Adjustable brackets, it can be easily mounted anywhere and only Plug&Play. ASTRO 6 can catch 78000 Lumens with 600 Watts.

## Characteristics

- Aluminium Injection Body
- Electrostatic Powder Paint
- Optional RAL Colors
- Heat & Impact Resistant
- Aluminium PCB
- LED with Life Span > 100.000 Hours
- CCT tolerance within a 3 step MacAdams ellipse
- Corrosion Protection (Optional)
- 5 Years Warranty
- Marine Coating (Optional)

## Key Advantages

- High operational temperature
- Can be easily integrated to many designs
- Economic and efficient
- Easy installation
- High performance LED
- High corrosion resistance
- High lumen output
- Adjustable brackets

## Applications



Sports


Ports

Exterior

Area

Facade

# ASTRO 6



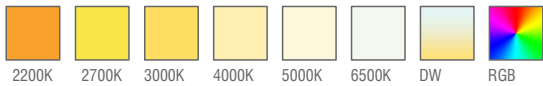
## Standard Product

Input	100-305V / AC 50-60Hz
Control	On / Off
Optic	60°
Light Color	4000K
Body Color	9005 Black
CRI	>82
Protection	IP67
Impact Resistance	IK10
Protection class IEC	Class I
Power factor (min.)	0,092
Surge protection	6KV
Wind Catching Area	0,2m <sup>2</sup>
Weight	21,5 kg
Ambient Temperature	-25°C / +60°C


## Available Options

Input	24V / DC
Control	DALI, DIM, DMX
Optic	8°, 15°, 30°, 60°, 90°, 120°, Asymmetrical
Light Color	2200K, 2700K, 3000K, 5000K, 6500K
Body Color	Optional RAL colors
CRI	>90
Surge protection	10KV
Protection	IP68
Warranty	7-10 Years

## Light Colors



## Body Colors Options



## Optional Accessories



IP67 Junction Box

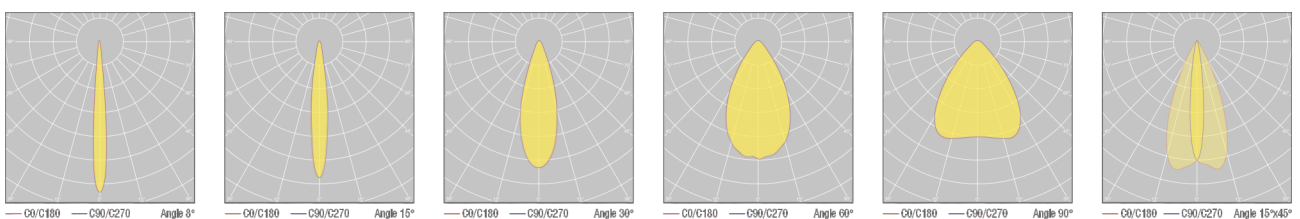


IP 67 Connector



IP 68 Connector

## Beam Angle Options



## Ordering Details

Product Code	Power	Light Color	Lumen
ASTRO6.300.AC.N.4.60.9005	300W	4000K	39000
ASTRO6.420.AC.N.4.60.9005	420W	4000K	54600
ASTRO6.480.AC.N.4.60.9005	480W	4000K	54600
ASTRO6.540.AC.N.4.60.9005	540W	4000K	70200
ASTRO6.600.AC.N.4.60.9005	600W	4000K	78000

\* For different options, please contact our team.

## Product Coding

Product Name	Product Power	Input	Control System	Color Temperature	Light Beam	Body Color
XX	XX	AC DC on/off 1-10V	PUSH TRAC DALI	3K 4K 6.5K	XX	XX
XX	XX	AC DC	N V P T D	3 4 6	XX	XX