

LAQUE SQ S

LED surface type
Ceiling Mounted lighting fixture



Flawless Wall mounted luminaire that reflects numerous benefits in terms of installation, maintenance and operation with IP65. LAQUE SQ S is a prime example of the immense power of puristic design. Without unnecessary frills; nothing distracts from the focus on the key essentials: powerful, homogeneous light in a perfectly flawless cylindrical form.

The housing and technical components have been carefully selected to ensure economic efficiency and a long service life for all products in the range.

Characteristics

- Aluminium Injection Body
- Electrostatic Powder Paint
- Optional RAL Colors
- Extra Clear 5mm Tempered Glass
- Aluminium PCB
- LED with Life Span > 100.000 Hours
- CCT tolerance within a 3 step MacAdams ellipse
- Corrosion Protection (Optional)
- 5 Years Warranty
- Marine Coating (Optional)
- COB LED & Power LED Options

Key Advantages

- Flawless form
- Economic and efficient
- Easy installation
- High performance LED
- High corrosion resistance

Applications



Exterior



Facade

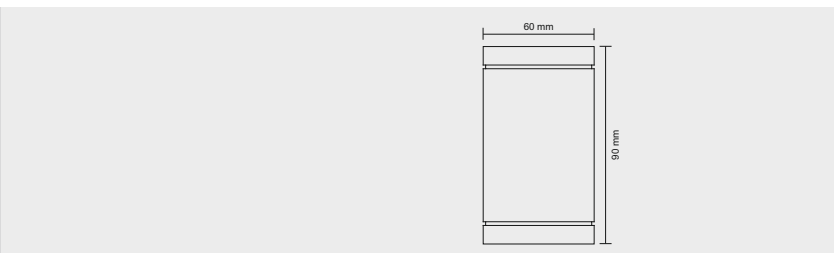


Architectural



Ancient

LAQUE SQ S



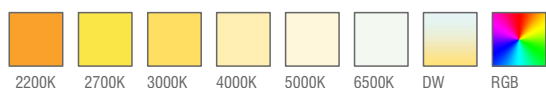
Standard Product

Input	220-240V / AC 50-60Hz
Control	On / Off
Optic	30°
Light Color	4000K
Body Color	7016 Grey
CRI	>82
Protection	IP65
Impact Resistance	IK09
Protection class IEC	Class I
Power factor (min.)	0,090
Weight	0,90kg
Ambient Temperature	-30°C / +60°C

Available Options

Input	24V / DC
Control	DALI, DIM, DMX
Optic	8°, 15°, 30°, 40°, 60°, 90°
Light Color	2200K, 2700K, 3000K, 5000K, 6500K
Body Color	Optional RAL colors
CRI	>90
Protection	IP66 - IP67
Warranty	7-10 Years

Light Colors




Ordering Details

Product Code	Power	Light Color	Lumen
LAQUESQ.S.1.AC.N.4.30.7016	1W	4000K	120
LAQUESQ.S.2.AC.N.4.30.7016	2W	4000K	240
LAQUESQ.S.3.AC.N.4.30.7016	3W	4000K	360
LAQUESQ.S.6.AC.N.4.30.7016	6W	4000K	720

* For different options, please contact our team.
* Dimensions can be customized.

Product Code	Lamp Holder	Light Color	Lumen
LAQUESQ.S.GU10.AC.N.4.36.7016	GU10	4000K	N/A

Body Colors Options



Product Coding

Product Name	Product Power	Input	Control System	Color Temperature	Light Beam	Body Color
XX	XX	AC DC	ON/OFF 1-3 DV PUSH TRAC DALI	3K 4K 6.5K	XX	XX
XX	XX	AC DC	N V P T D	3 4 6	XX	XX

Beam Angle Options

