

# DUPLICITY WALKWAY

In Ground - Drive Over



**Duplicity Inground is a high-performance, ground-recessed LED projector designed to solve a range of inground lighting drive way challenges Lights for various applications with a choice of optics, trim, lenses and control options, with aluminium domes.**

The plug and play design simplifies installation, protecting the system from water infiltration and ensuring long-lasting performance. Built with robust, high-quality materials that are resistant to harsh environments.

Duplicity is available with Double sided openings to provide different lighting effects based on requirements.

Luminaire comes with 2 sides cable as standard.

## Key Advantages

- Drive over
- High thermal performance
- High corrosion resistance
- High IP protection
- Excellent light output
- High Ambient temperature
- Easy installation


## Characteristics

|  |
|--|
| Aluminium Injection Die Cast Body              |
| Electrostatic Powder Paint                     |
| Optional RAL Colors                            |
| Extra Clear 5mm Tempered Glass                 |
| Aluminium PCB                                  |
| LED with Life Span > 100.000 Hours             |
| CCT tolerance within a 3 step MacAdams ellipse |
| Corrosion Protection                           |
| 5 Years Warranty                               |
| Marine Coating (Optional)                      |
| ENEC Certified Driver                          |

## Applications



# DUPLICITY WALKWAY



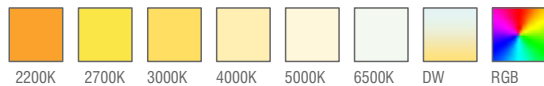
## Standard Product

|                      |                       |
|----------------------|-----------------------|
| Input                | 100-240V / AC 50-60Hz |
| Control              | On / Off              |
| Optic                | 30°                   |
| Light Color          | 4000K                 |
| Body Color           | 7016 Grey             |
| CRI                  | >82                   |
| Protection           | IP67                  |
| Impact Resistance    | IK10                  |
| Protection class IEC | Class I               |
| Power factor (min.)  | 0,092                 |
| Weight               | - kg                  |
| Ambient Temperature  | -30°C / +60°C         |


## Available Options

|             |  |
|-------------|--|
| Input       | 24V / DC   |
| Control     | RGB, DALI, DIM, DMX                                  |
| Optic       | 8°, 15°, 30°, 50°, 60°, 70°, 90°, 120°, Asymmetrical |
| Light Color | 2200K, 2700K, 3000K, 5000K, 6500K                    |
| Body Color  | Optional RAL colors                                  |
| Glass       | Frosted Diffuser Glass                               |
| CRI         | >90  |
| Protection  | IP68   |
| Warranty    | 7-10 Years   |

## Light Colors



## Body Colors Options



## Light Effects



## Optional Accessories



IP67  
Junction  
Box

## Ordering Details

| Product Code               | Power | Light Color | Lumen |
|----------------------------|-------|-------------|-------|
| DUPLICYW.10.AC.N.4.30.7016 | 10W   | 4000K       | 1330  |
| DUPLICYW.15.AC.N.4.30.7016 | 15W   | 4000K       | 1995  |
| DUPLICYW.20.AC.N.4.30.7016 | 20W   | 4000K       | 2660  |
| DUPLICYW.25.AC.N.4.30.7016 | 25W   | 4000K       | 3325  |
| DUPLICYW.30.AC.N.4.30.7016 | 30W   | 4000K       | 3990  |

\* For different options, please contact our team.

## Recessed Box



## Product Coding

| Product Name | Product Power | Input | Control System              | Color Temperature | Light Beam | Body Color |
|--------------|---------------|-------|-----------------------------|-------------------|------------|------------|
| XX           | XX            | AC DC | ON/OFF 0-10V PUSH TRAC DALI | 3K 4K 6.5K        | XX         | XX         |
| XX           | XX            | AC DC | N V P T D                   | 3 4 6             | XX         | XX         |