



NEPTUNE

In Ground - Drive Over



Neptune is one of our large ingrounds range which fulfills two important requirements: Low energy consumption and high lighting performance.

Highly modern LED recessed ground square luminaire which can be adapted to any conceivable installation situation, and which can meet the highest standards of tightness, corrosion resistance, performance, efficiency, handling and form language, and which also offers not just a compromise but a satisfactory and permanent solution even for the most tricky requirements and challenges.

Luminaire comes with 2 sides cable as standard.

Key Advantages

- Drive over
- High thermal performance
- High corrosion resistance
- High IP protection
- Excellent light output
- High Ambient temperature
- Easy installation

Characteristics

Aluminium Injection Die Cast Body

Electrostatic Powder Paint

Optional RAL Colors

Extra Clear 5mm Tempered Glass

Aluminium PCB

LED with Life Span > 100.000 Hours

CCT tolerance within a 3 step MacAdams ellipse

Corrosion Protection

5 Years Warranty

Marine Coating (Optional)

ENEC Certified Driver

Applications



Landscape



Outdoor




Urban



Architectural

NEPTUNE



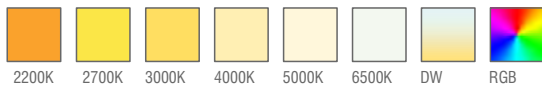
Standard Product

Input	100-240V / AC 50-60Hz
Control	On / Off
Optic	30°
Light Color	4000K
Body Color	7016 Grey
Frame	Stainless Steel
CRI	> 82
Protection	IP67
Impact Resistance	IK10
Protection class IEC	Class I
Power factor (min.)	0,092
Weight	- kg
Ambient Temperature	-30°C / +60°C

Available Options

Input	24V / DC
Control	RGB, DALI, DIM, DMX
Optic	8°, 15°, 30°, 50°, 60°, 70°, 90°, 120°, Asymmetrical
Light Color	2200K, 2700K, 3000K, 5000K, 6500K
Body Color	Optional RAL colors
Glass	Frosted Diffuser Glass
CRI	> 90
Protection	IP68
Warranty	7-10 Years

Light Colors




Ordering Details

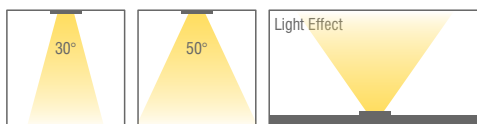
Product Code	Power	Light Color	Beam Angle	Lumen
NEPTUNE.3.AC.N.4.30.7016	3W	4000K	30°	396
NEPTUNE.5.AC.N.4.30.7016	5W	4000K	30°	660

* For different options, please contact our team.

Body Colors Options



Beam Angle Options



Recessed Box



Optional Accessories



Anti-Glare Honeycomb Accessory



IP67 Junction Box

Product Coding

Product Name	Product Power	Input	Control System	Color Temperature	Light Beam	Body Color
XX	XX	AC DC	ON/OFF 0-10V PUSH TRAC DALI	3K 4K 6.5K	XX	XX
XX	XX	AC DC	N V P T D	3 4 6	XX	XX