

# INTRO ADJ IP65

recessed type

downlight


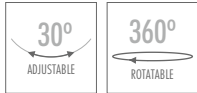
Aluminium injection body

rotcefler yceicife hgiH Constant current

LED driver Electrostatic powder coating

paint Optional body colors

ENEC standart



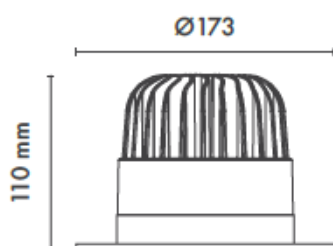
PRODUCT CODE	W	Height	Lenght	Hole Size	Temp	Lumen*
INTRO ADJ.20.Ø173.N.4.16	20	110	Ø173	Ø158	4000K	2550
INTRO ADJ.20.Ø173.N.4.24	20	110	Ø173	Ø158	4000K	2520
INTRO ADJ.20.Ø173.N.4.46	20	110	Ø173	Ø158	4000K	2490
INTRO ADJ.20.Ø173.N.4.74	20	110	Ø173	Ø158	4000K	2460
INTRO ADJ.30.Ø173.N.4.16	30	110	Ø173	Ø158	4000K	3880
INTRO ADJ.30.Ø173.N.4.24	30	110	Ø173	Ø158	4000K	3850
INTRO ADJ.30.Ø173.N.4.46	30	110	Ø173	Ø158	4000K	3820
INTRO ADJ.30.Ø173.N.4.74	30	110	Ø173	Ø158	4000K	3720
INTRO ADJ.42.Ø173.N.4.16	42	110	Ø173	Ø158	4000K	5500
INTRO ADJ.42.Ø173.N.4.24	42	110	Ø173	Ø158	4000K	5470
INTRO ADJ.42.Ø173.N.4.46	42	110	Ø173	Ø158	4000K	5440
INTRO ADJ.42.Ø173.N.4.74	42	110	Ø173	Ø158	4000K	5410
INTRO ADJ.55.Ø173.N.4.16	55	110	Ø173	Ø158	4000K	7300
INTRO ADJ.55.Ø173.N.4.24	55	110	Ø173	Ø158	4000K	7270
INTRO ADJ.55.Ø173.N.4.46	55	110	Ø173	Ø158	4000K	7240
INTRO ADJ.55.Ø173.N.4.74	55	110	Ø173	Ø158	4000K	7210

\* According to 4000K light temperature

## PRODUCT CODING

Product Name	Product Power	Product Size	Control System	Color Temperature	Light Beam
XX	XX	XX	on/off 1-10V PUSH TRIAC DALI	3K 4K 6.5K	
XX	XX	XX	N V P T D	3 4 6	XX

## TECHNICAL DRAWINGS

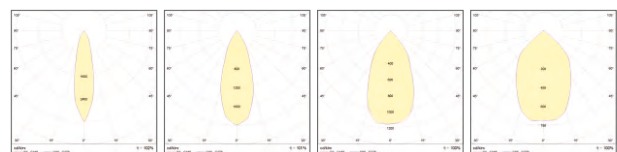


## BASIC OPTIONS

- on/off on/off Control (No Dimmable)
- 230V AC Input Voltage 220-240V/AC, 50-60HZ
- CRI >80 Color Rendering Index > 80
- 4K Light Temperature 4000K
- Light Beam 10°, 16°, 24°, 46°, 74°
- Operating Temperature : -20 / 40 °C
- W White Body Color

## CUSTOMIZE OPTIONS

- Dimmable 1-10V
- Dimmable PUSH
- Dimmable TRIAC
- Dimmable DALI
- Input Voltage 24V/DC
- Light Temperature 3000K
- Light Temperature 6500K
- Dynamic White
- Color Rendering Index > 90
- Optional Body Color
- Optional Reflector Color
- Emergency KIT



\* For different options, please contact our team.