


# ENOLA

Outdoor type  
LED Bollard Lighting



**The modern, minimalist design of the ENOLA product family gives it an air of lightness, which can be taken into account in many design situations. With their high-quality lighting technology, the ENOLA models provide particularly pleasant lighting, which can meet many requirements and lighting situations.**

Functionality, energy saving and minimalist style are the features of the new stalks and ENOLA posts, a polyfunctional collection for urban furniture that adapts to environments classical and contemporary. The perfect union between essentiality of volumes and structural solidity, is ideal for projects of spaces in public and private areas, made for sustainability and for the formal harmony.

## Key Advantages

- Flawless cylindrical form
- Economic and efficient
- Easy installation
- High performance LED
- High corrosion resistance

## Characteristics

- Aluminium body
- High efficiency LED lighting
- Electrostatic powder paint
- High quality silicone gasket
- Galvanized metal anchorage
- LED with Life Span > 100.000 Hours
- CCT tolerance within a 3 step MacAdams ellipse
- Corrosion Protection
- 5 Years Warranty
- Marine Coating (Optional)
- ENEC Certified Driver

## Applications



Landscape

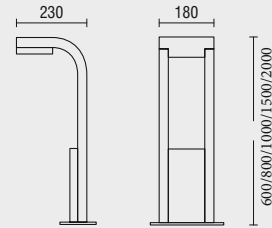


Outdoor



Urban

# ENOLA




## Standard Product

Input	100-305V / AC 50-65Hz
Control	On / Off
Optic	Symmetrical
Light Color	4000K
Body Color	7016 Grey
CRI	>82
Protection	IP66
Impact Resistance	IK09
Protection class IEC	Class I
Power factor (min.)	0,092
Weight	- kg
Ambient Temperature	-30°C / +60°C


## Available Options

Input	24V / DC
Control	RGB, DALI, DIM, DMX
Optic	8°, 15°, 30°, 50°, 60°, 70°, 90°, 120°, Asymmetrical
Light Color	2200K, 2700K, 3000K, 5000K, 6500K
Body Color	Optional RAL colors
CRI	>90
Protection	IP67-IP68
Impact Resistance	IK10
Warranty	7-10 Years

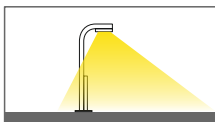
## Light Colors



## Body Colors Options



## Light Effect



## Ordering Details

Product Code	Power	Light Color	Dimensions	Lumen
ENOLA.8.600.AC.N.4.SYM.7016	8W	4000K	600mm	1056
ENOLA.10.600.AC.N.4.SYM.7016	10W	4000K	600mm	1320
ENOLA.15.800.AC.N.4.SYM.7016	15W	4000K	800mm	1980
ENOLA.20.800.AC.N.4.SYM.7016	20W	4000K	800mm	2640
ENOLA.25.1000.AC.N.4.SYM.7016	25W	4000K	1000mm	3300
ENOLA.30.1000.AC.N.4.SYM.7016	30W	4000K	1000mm	3960
ENOLA.25.1500.AC.N.4.SYM.7016	25W	4000K	1500mm	3300
ENOLA.30.1500.AC.N.4.SYM.7016	30W	4000K	1500mm	3960
ENOLA.35.2000.AC.N.4.SYM.7016	35W	4000K	2000mm	4620
ENOLA.40.2000.AC.N.4.SYM.7016	40W	4000K	2000mm	5280

\* For different options, please contact our team.

## Optional Accessories



IP67  
Junction  
Box

## Product Coding

Product Name	Product Power	Input	Control System	Color Temperature	Light Beam	Body Color
XX	XX	AC DC	on/off 1-10V PUSH TRAC DALI	3K 4K 6.5K	XX	XX
XX	XX	AC DC	N V P T D	3 4 6	XX	XX