




Aluminum extrusion body
High efficiency reflector
Tempered Glass
Constant current LED driver
Electrostatic powder coating paint
Optional body colors
ENEC Standards



BASIC OPTIONS

on/off	on/off Control (No Dimmable)
230V AC	Input Voltage 230V/AC
CRI > 80	Color Rendering Index > 80
4K	Light Temperature 4000K
	Light Beam 25°, 47°
W	White Body Color

PRODUCT CODE	W	Height	Length	Temp	Lumen*
EVA.7.70.N.4.25	7	145	Ø70	4000K	770
EVA.7.70.N.4.47	7	145	Ø70	4000K	750
EVA.10.70.N.4.25	10	145	Ø70	4000K	1130
EVA.10.70.N.4.47	10	145	Ø70	4000K	1110
EVA.13.70.N.4.25	13	145	Ø70	4000K	1261
EVA.13.70.N.4.47	13	145	Ø70	4000K	1241

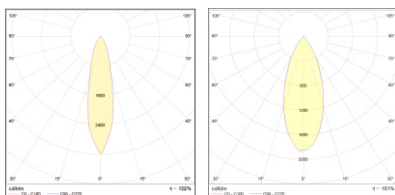
* According to 4000K light temperature

CUSTOMIZE OPTIONS

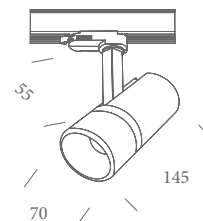
Dimmable 1-10V	Dimmable PUSH	Dimmable TRIAC	Dimmable DALI	Input Voltage 24V/DC	Light Temperature 3000K	Light Temperature 6500K	Dynamic White	Color Rendering Index > 90	Black Body Color	EMERGENCY KIT
1-10V	PUSH	TRIAC	DALI	24V DC	3K	6.5K	DYN	CRI > 90	B	G

PRODUCT CODING

Product Name	Product Power	Product Size	Control System	Color Temperature	Light Beam
XX	XX	XX	on/off	3K	XX
XX	XX	XX	1-10V	4K	XX
XX	XX	XX	PUSH	6.5K	XX
XX	XX	XX	TRIAC	XX	XX
XX	XX	XX	DALI	XX	XX
XX	XX	XX	XX	XX	XX



TECHNICAL DRAWINGS



* For different options, please contact our team.