

FIZY

Outdoor type
LED Bollard Lighting



Extremely flexible family based on the idea of a round spot using a very elegant joint connecting to the vertical unit. High-quality design and are ideal for the intelligent lighting of paths, forecourts and driveways or green spaces. Their durability and aluminium housing ensure they meet all requirements for installation in public areas. The optional integrated motion detector provides energy-efficient, convenient operation.

FIZY is characterized by a circular base, surmounted by a large aluminum disc housing a circular LED. This outdoor lighting solution is available in many colors, diffusing a soft and pleasant light around the luminaire. This model is available in aluminum gray or in the typical black color.

Characteristics

- Aluminium body
- E27 LED Bulb
- PMMA acrylic light diffuser
- Electrostatic powder paint
- High quality silicon gasket
- Anchor system
- Aluminium PCB
- LED with Life Span > 100.000 Hours
- CCT tolerance within a 3 step MacAdams ellipse
- Corrosion Protection
- 5 Years Warranty
- Marine Coating (Optional)
- ENEC Certified Driver

Key Advantages

- Simple for modern designs
- Economic and efficient
- Easy installation
- High performance LED
- High corrosion resistance

Applications




Landscape



Outdoor



Urban



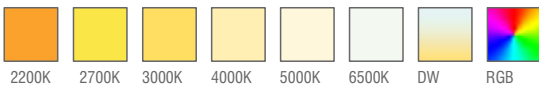
Standard Product

Input	100-305V / AC 50-65Hz
Control	On / Off
Optic	Symmetrical
Light Color	4000K
Body Color	7016 Grey
CRI	>82
Protection	IP66
Impact Resistance	IK09
Protection class IEC	Class I
Power factor (min.)	0,092
Weight	- kg
Ambient Temperature	-30°C / +60°C
Diffuser	Acrylic


Available Options

Input	24V / DC
Control	RGB, DALI, DIM, DMX
Optic	8°, 15°, 30°, 50°, 60°, 70°, 90°, 120°, Asymmetrical
Light Color	2200K, 2700K, 3000K, 5000K, 6500K
Body Color	Optional RAL colors
CRI	>90
Protection	IP67-IP68
Impact Resistance	IK10
Warranty	7-10 Years
Diffuser	Transparent or Opaque


Light Colors



Body Colors Options



Light Beam



Ordering Details

Product Code	Power	Light Color	Dimensions	Lumen
FIZY.8.600.AC.N.4.SYM.7016	8W	4000K	600mm	1056
FIZY.10.600.AC.N.4.SYM.7016	10W	4000K	600mm	1320
FIZY.15.800.AC.N.4.SYM.7016	15W	4000K	800mm	1980
FIZY.20.800.AC.N.4.SYM.7016	20W	4000K	800mm	2640
FIZY.25.1000.AC.N.4.SYM.7016	25W	4000K	1000mm	3300
FIZY.30.1000.AC.N.4.SYM.7016	30W	4000K	1000mm	3960
FIZY.25.1500.AC.N.4.SYM.7016	25W	4000K	1500mm	3300
FIZY.30.1500.AC.N.4.SYM.7016	30W	4000K	1500mm	3960
FIZY.35.2000.AC.N.4.SYM.7016	35W	4000K	2000mm	4620
FIZY.40.2000.AC.N.4.SYM.7016	40W	4000K	2000mm	5280

* For different options, please contact our team.

Optional Accessories



IP67
Junction
Box

Product Coding

Product Name	Product Power	Input	Control System	Color Temperature	Light Beam	Body Color
XX	XX	AC DC	on/off 1-10V PUSH TRAC DALI	3K 4K 6.5K	XX	XX
XX	XX	AC DC	N V P T D	3 4 6	XX	XX