

MARS ROUND

Outdoor type
LED Bollard Lighting



Bollard for outdoor lighting with a unique style that combines solid shape with sources of remarkable performance.

The proportions and the variety of dimensions make it an element with unlimited applications: reliable and easily inserted in any urban area. The LED light source is shielded and offers considerable visual comfort, lighting without glare and without generating light pollution. This bollard is the ideal solution to complete the urban development and public lighting of parks, car parks and pedestrian paths. Suitable for adding a touch of elegance to a private garden or a private driveway.

Characteristics

- Die-cast aluminium body
- Extruded pole
- High efficiency LED lighting
- PMMA light diffuser
- Electrostatic powder paint
- High quality silicon gasket
- Galvanized metal anchorage
- LED with Life Span > 100.000 Hours
- CCT tolerance within a 3 step MacAdams ellipse
- Corrosion Protection
- 5 Years Warranty
- Marine Coating (Optional)
- ENEC Certified Driver

Key Advantages

- Body and support in aluminum to guarantee strength and resistance
- Silicone rubber gasket for high sealing
- Simple for modern designs.
- Economic and efficient
- Easy installation
- High performance LED
- High corrosion resistance

Applications



Landscape




Outdoor



Urban

MARS ROUND




Standard Product

Input	100-305V / AC 50-65Hz
Control	On / Off
Optic	Symmetrical
Light Color	4000K
Body Color	7016 Grey
CRI	> 82
Protection	IP66
Impact Resistance	IK09
Protection class IEC	Class I
Power factor (min.)	0,092
Weight	- kg
Ambient Temperature	-30°C / +60°C


Available Options

Input	24V / DC
Control	RGB, DALI, DIM, DMX
Optic	8°, 15°, 30°, 50°, 60°, 70°, 90°, 120°, Asymmetrical
Light Color	2200K, 2700K, 3000K, 5000K, 6500K
Body Color	Optional RAL colors
CRI	> 90
Protection	IP67-IP68
Impact Resistance	IK10
Warranty	7-10 Years
Diffuser	Transparent or Opaque

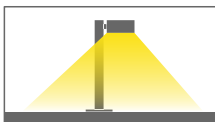
Light Colors



Body Colors Options



Light Effect



Ordering Details

Product Code	Power	Light Color	Dimensions	Lumen
MARS.R.8.600.AC.N.4.SYM.7016	8W	4000K	600mm	1056
MARS.R.10.600.AC.N.4.SYM.7016	10W	4000K	600mm	1320
MARS.R.15.800.AC.N.4.SYM.7016	15W	4000K	800mm	1980
MARS.R.20.800.AC.N.4.SYM.7016	20W	4000K	800mm	2640
MARS.R.25.1000.AC.N.4.SYM.7016	25W	4000K	1000mm	3300
MARS.R.30.1000.AC.N.4.SYM.7016	30W	4000K	1000mm	3960
MARS.R.25.1500.AC.N.4.SYM.7016	25W	4000K	1500mm	3300
MARS.R.30.1500.AC.N.4.SYM.7016	30W	4000K	1500mm	3960
MARS.R.35.2000.AC.N.4.SYM.7016	35W	4000K	2000mm	4620
MARS.R.40.2000.AC.N.4.SYM.7016	40W	4000K	2000mm	5280



Optional Accessories



IP67
Junction
Box

Product Coding

Product Name	Product Power	Input	Control System	Color Temperature	Light Beam	Body Color
XX	XX	AC DC	on/off 1-10V PUSH TRAC DALI	3K 4K 6.5K	XX	XX
XX	XX	AC DC	N V P T D	3 4 6	XX	XX