

PONTEM 2

LED surfaced type
High Performance Tunnel Light



High Power Tunellight stands out with its modern and innovative design specially designed to illuminate tunnels, ports, airports etc. This tunnelight has an optimal quality for the highest levels of competition, it also allows many other applications such as the lighting of the areas that want to provide special lighting as would be the case in sports stadiums.

Large luminous flux, high optical efficiency, simple installation with high reliability and flexibility. Its power as well as its high brightness make the Pontem 2 perfect for Tunnel applications.

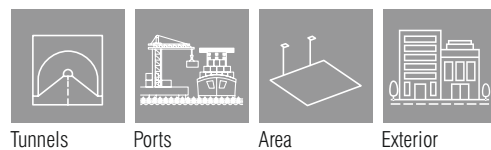
Characteristics

- Aluminium Injection Body
- Electrostatic Powder Paint
- Optional RAL Colors
- Heat & Impact Resistant Extra Clear 5mm Tempered Glass
- Aluminium PCB
- LED with Life Span > 100.000 Hours
- CCT tolerance within a 3 step MacAdams ellipse
- Corrosion Protection (Optional)
- 5 Years Warranty
- Marine Coating (Optional)

Key Advantages

- High operational temperature
- Can be easily integrated to many designs
- Economic and efficient
- Easy installation
- High performance LED
- High corrosion resistance
- High lumen output
- Adjustable brackets

Applications



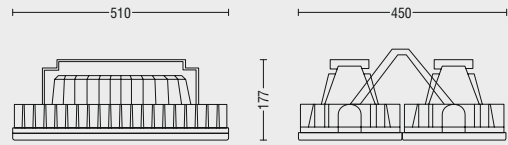
Tunnels

Ports

Area

Exterior

PONTEM 2




Standard Product

Input	100-305V / AC 50-60Hz
Control	On / Off
Optic	60°
Light Color	4000K
Body Color	9005 Black
CRI	>82
Protection	IP66
Impact Resistance	IK09
Protection class IEC	Class I
Power factor (min.)	0,092
Surge protection	6KV
Wind Catching Area	0,11m ²
Weight	16 kg
Ambient Temperature	-25°C / +60°C


Available Options

Input	24V / DC
Control	DALI, DIM, DMX
Optic	8°, 15°, 30°, 60°, 90°, 120°, Asymmetrical
Light Color	2200K, 2700K, 3000K, 5000K, 6500K
Body Color	Optional RAL colors
CRI	>90
Surge protection	10KV
Protection	IP67-IP68
Warranty	7-10 Years

Light Colors



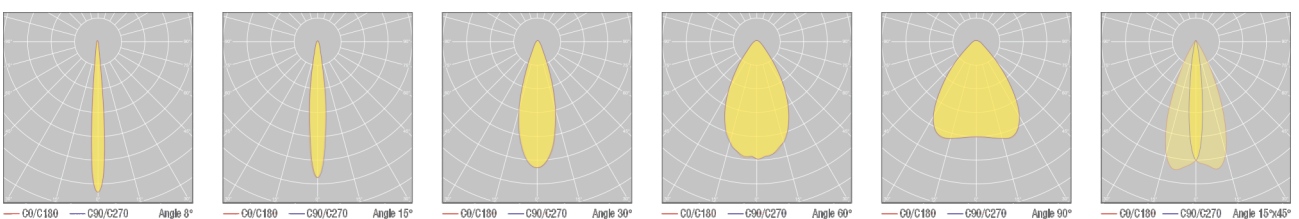
Body Colors Options



Optional Accessories



Beam Angle Options



Ordering Details

Product Code	Power	Light Color	Lumen
PONTEM2.360.AC.N.4.60.9005	360W	4000K	51120
PONTEM2.400.AC.N.4.60.9005	400W	4000K	56800
PONTEM2.480.AC.N.4.60.9005	480W	4000K	66160
PONTEM2.580.AC.N.4.60.9005	580W	4000K	82360
PONTEM2.640.AC.N.4.60.9005	640W	4000K	90880
PONTEM2.700.AC.N.4.60.9005	700W	4000K	99400
PONTEM2.740.AC.N.4.60.9005	740W	4000K	105080
PONTEM2.800.AC.N.4.60.9005	800W	4000K	113600
PONTEM2.L.800.AC.N.4.60.9005	880W	4000K	127600
PONTEM2.L.940.AC.N.4.60.9005	740W	4000K	136300
PONTEM2.L.1000.AC.N.4.60.9005	800W	4000K	145000

* For different options, please contact our team.

Product Coding

Product Name	Product Power	Input	Control System	Color Temperature	Light Beam	Body Color
XX	XX	AC DC on/off	1-3 DV PUSH TRAC DALI	3K 4K 6.5K	XX	XX
XX	XX	AC DC	N V P T D	3 4 6	XX	XX