

STAGE

Surface Mounted Wall
Luminaire



The elegant sobriety of the STAGE, combined with state-of-the-art lighting technology, ensures its over-average versatility. It can easily be integrated in just about any architectural environment and fulfil every requirement – lighting paths in compliance with safety standards, used in a row as a light signet, as design-oriented decorative lighting or as a standard guidance system.

Various light distributions, lumen packages, sizes and sizes make highly adaptable LED outdoor luminaires even more no. Depending on personal taste and the area of installation. It produces a symbolic, almost archetypal effect without losing its characteristically modern simplicity.

Characteristics

Aluminium injection Body

Electrostatic Powder Paint

Optional RAL Colors

PMMA Diffuser

Aluminium PCB

LED with Life Span > 100.000 Hours

CCT tolerance within a 3 step MacAdams ellipse

Corrosion Protection (Optional)

5 Years Warranty

Marine Coating (Optional)

Key Advantages

- Can be easily integrated to many designs
- Economic and efficient
- Easy installation
- High performance LED
- High corrosion resistance

Applications



Exterior



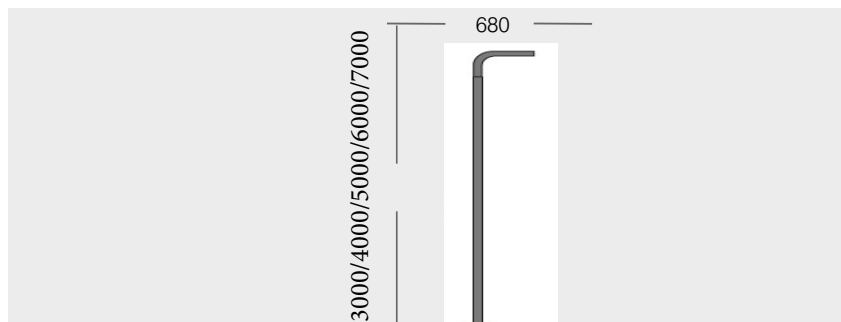
Facade



Architectural



Ancient



Standard Product

Input	220-240V / AC 50-60Hz
Control	On / Off
Optic	Asymmetrical
Light Color	4000K
Body Color	7016 Grey
CRI	>82
Protection	IP65
Impact Resistance	IK09
Protection class IEC	Class I
Power factor (min.)	0,090
Weight	3,5 kg
Ambient Temperature	-30°C / +60°C

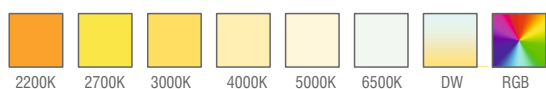
Available Options

Input	24V / DC
Control	DALI, DIM, DMX
Optic	60°, 90°, Asymmetrical
Light Color	2200K, 2700K, 3000K, 5000K, 6500K
Body Color	Optional RAL colors
CRI	>90
Protection	IP66 - IP67
Warranty	7-10 Years
Glass	Extra Clean


Ordering Details

Product Code	Power	Light Color	Length	Profile dimension	Lumen
STAGE.10.AC.N.3.30.7016	10W	4000K	3000	140x80	1100
STAGE.20.AC.N.3.30.7016	20W	4000K	3000	140x80	2220
STAGE.30.AC.N.3.30.7016	30W	4000K	3000	140x80	3312
STAGE.40.AC.N.3.30.7016	40W	4000K	3000	140x80	4400
STAGE.10.AC.N.3.40.7016	10W	4000K	4000	140x80	1100
STAGE.20.AC.N.3.40.7016	20W	4000K	4000	140x80	2220
STAGE.30.AC.N.3.40.7016	30W	4000K	4000	140x80	3312
STAGE.40.AC.N.3.40.7016	40W	4000K	4000	140x80	4400
STAGE.10.AC.N.3.50.7016	10W	4000K	5000	140x80	1100
STAGE.20.AC.N.3.50.7016	20W	4000K	5000	140x80	2220
STAGE.30.AC.N.3.50.7016	30W	4000K	5000	140x80	3312
STAGE.40.AC.N.3.50.7016	40W	4000K	5000	140x80	4400
STAGE.10.AC.N.3.60.7016	10W	4000K	6000	140x80	1100
STAGE.20.AC.N.3.60.7016	20W	4000K	6000	140x80	2220
STAGE.30.AC.N.3.60.7016	30W	4000K	6000	140x80	3312
STAGE.40.AC.N.3.60.7016	40W	4000K	6000	140x80	4400
STAGE.10.AC.N.3.70.7016	10W	4000K	7000	140x80	1100
STAGE.20.AC.N.3.70.7016	20W	4000K	7000	140x80	2220
STAGE.30.AC.N.3.70.7016	30W	4000K	7000	140x80	3312
STAGE.40.AC.N.3.70.7016	40W	4000K	7000	140x80	4400

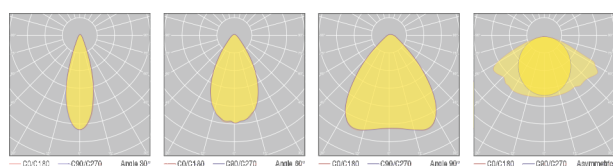
Light Colors



Body Colors Options



Beam Angle Options



Product Coding

* For different options, please contact our team.

Product Name	Product Power	Input	Control System	Color Temperature	Light Beam	Body Color
XX	XX	AC DC on/off 1-10V	PUSH TRAC DALI	3K 4K 6.5K	XX	XX
XX	XX	AC DC N V P T D			XX	XX