

ARIAN S

LED surface type
Ceiling/Wall mounted lighting fixture



Simple shapes are often best suited to the environment, and squares and circles have always been examples of harmony and perfection. In ARIAN, these characteristics are emphasized by applying a simple frame to the wall, which determines the luminous flux and accentuates objects even when closed.

Aluminium Body with no visible screws and hidden installation tools. It is corrosion-free aluminium forms a uniform and integrated whole, and features a high-quality finish in metallic colours.

Characteristics

Aluminium Body

Electrostatic Powder Paint

Optional RAL Colors

PMMA Diffuser

Aluminium PCB

LED with Life Span > 100.000 Hours

CCT tolerance within a 3 step MacAdams ellipse

Corrosion Protection (Optional)

5 Years Warranty

Marine Coating (Optional)

Key Advantages

- Glare-free
- Economic and efficient
- Easy installation
- High performance LED
- High corrosion resistance
- Symmetric Beam
- UV Resistant Diffuser
- Modern Design

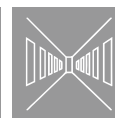
Applications



Exterior



Interior



Corridors



Pathway



Public



Hotels



Facade

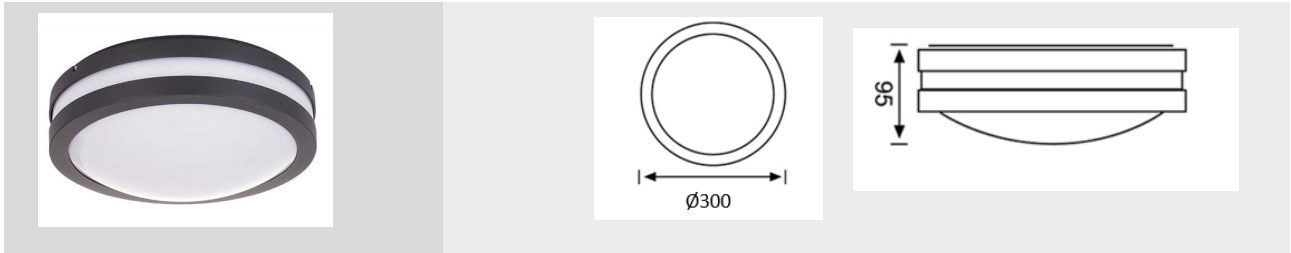


Architectural



Ancient

ARIAN S



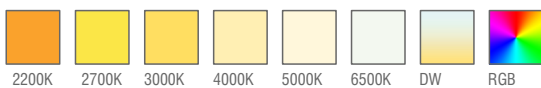
Standard Product

Input	220-240V / AC 50-60Hz
Control	On / Off
Optic	120°
Light Color	4000K
Body Color	9005 Black
CRI	>82
Protection	IP54
Impact Resistance	IK09
Protection class IEC	Class I
Power factor (min.)	0,090
Weight	2,4 kg
Ambient Temperature	-30°C / +60°C

Available Options

Input	24V / DC
Control	DALI, DIM, DMX
Light Color	2200K, 2700K, 3000K, 5000K, 6500K
Body Color	Optional RAL colors
CRI	>90
Protection	IP66 - IP67
Warranty	7-10 Years
Glass	Extra Clear

Light Colors



Ordering Details

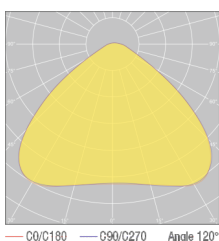
Product Code	Power	Light Color	Lumen
ARIANS.10.AC.N.4.120.9005	10W	4000K	1050
ARIANS.15.AC.N.4.120.9005	15W	4000K	1575
ARIANS.20.AC.N.4.120.9005	20W	4000K	2100
ARIANS.30.AC.N.4.120.9005	30W	4000K	3150

* For different options, please contact our team.

Body Colors Options



Beam Angle Options



Product Coding

Product Name	Product Power	Input	Control System	Color Temperature	Light Beam	Body Color
XX	XX	AC DC	on/off 1-10V PUSH TRAC DALI	3K 4K 6.5K	XX	XX
XX	XX	AC DC	N V P T D	3 4 6	XX	XX