


# DECOR TR

Outdoor type  
LED Bollard Lighting



**At the heart of the cross-roads in the city, decorative lighting becomes an ideal tool to centralize the functions of public spaces.**

The multifunctional DECOR continues the tradition of Hb-lux's adaptable and customizable products, this time bringing together new functionalities related to the transformation of urban infrastructures. With its customizable laser cutting, it enhances the perfect lighting ambiance decors. Thanks to its design that interacts with daylight, creating shadows and visual softness. The applique is designed to allow a double emission with diffused optic.

## Characteristics

Aluminium body	PMMA Diffuser
High Efficiency LED Lighting	
PMMA acrylic light diffuser	
Electrostatic powder paint	
High quality silicon gasket	
Anchor system	
LED with Life Span > 100.000 Hours	
CCT tolerance within a 3 step MacAdams ellipse	
Corrosion Protection	
5 Years Warranty	
Marine Coating (Optional)	
ENEC Certified Driver	

## Key Advantages

- Aluminium Body
- Optional Smart modules
- Smart energy savings
- Delivery of complete assembly
- Thermo-lacquered powder paint finish

## Applications



Landscape




Outdoor



Urban

# DECOR TR




## Standard Product

Input	100-305V / AC 50-65Hz
Control	On / Off
Optic	Symmetrical
Light Color	4000K
Body Color	7016 Grey
CRI	>82
Protection	IP66
Impact Resistance	IK09
Protection class IEC	Class I
Power factor (min.)	0,092
Weight	- kg
Ambient Temperature	-30°C / +60°C
Diffuser	Acrylic


## Available Options

Input	24V / DC
Control	RGB, DALI, DIM, DMX
Optic	8°, 15°, 30°, 50°, 60°, 70°, 90°, 120°, Asymmetrical
Light Color	2200K, 2700K, 3000K, 5000K, 6500K
Body Color	Optional RAL colors
CRI	>90
Protection	IP67-IP68
Impact Resistance	IK10
Warranty	7-10 Years
Diffuser	Transparent or Opaque

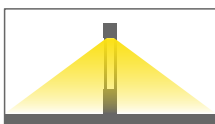
## Light Colors



## Body Colors Options



## Light Effect



## Ordering Details

Product Code	Power	Light Color	Dimensions	Lumen
DECORTR.8.600.AC.N.4.SYM.7016	8W	4000K	600mm	1056
DECOR.TR10.600.AC.N.4.SYM.7016	10W	4000K	600mm	1320
DECORTR.15.800.AC.N.4.SYM.7016	15W	4000K	800mm	1980
DECOR.TR20.800.AC.N.4.SYM.7016	20W	4000K	800mm	2640
DECOR.TR25.1000.AC.N.4.SYM.7016	25W	4000K	1000mm	3300
DECORTR.30.1000.AC.N.4.SYM.7016	30W	4000K	1000mm	3960
DECOR.TR25.1500.AC.N.4.SYM.7016	25W	4000K	1500mm	3300
DECORTR.30.1500.AC.N.4.SYM.7016	30W	4000K	1500mm	3960
DECOR.TR35.2000.AC.N.4.SYM.7016	35W	4000K	2000mm	4620
DECOR.TR40.2000.AC.N.4.SYM.7016	40W	4000K	2000mm	5280

\* For different options, please contact our team.

## Optional Accessories



IP67  
Junction  
Box

## Product Coding

Product Name	Product Power	Input	Control System	Color Temperature	Light Beam	Body Color
XX	XX	AC DC	on/off 1-10V PUSH TRAC DALI	3K 4K 6.5K	XX	XX
XX	XX	AC DC	N V P T D	3 4 6	XX	XX