

COAST DUO WOOD

Outdoor Type
Decorative Lighting Poles



The elegant sobriety of COAST DUO, combined with state-of-the-art lighting technology, ensures its over-average versatility. It can easily be integrated in just about any architectural environment and fulfils every requirement – lighting paths in compliance with safety standards, used in a row, as design-oriented decorative lighting or as a standard guidance system.

Various light distributions, lumen packages, sizes and configurations make these highly adaptable LED outdoor luminaires even more flexible. Depending on personal taste and the area of installation, COAST DUO can be used as double sided pole-top luminaire for higher powers. When the optional luminaire is added to the latter, it produces a symbolic, almost archetypal effect without losing its characteristically modern simplicity.

Characteristics

Aluminium body
High efficiency LED lighting
Electrostatic powder paint
High quality silicone gasket
Galvanized metal anchorage
Aluminium PCB
LED with Life Span > 100.000 Hours
CCT tolerance within a 3 step MacAdams ellipse
Corrosion Protection
5 Years Warranty
Marine Coating (Optional)
ENEC Certified Driver


Key Advantages

- Can be easily integrated to many designs
- Economic and efficient
- Easy installation
- High performance LED
- High corrosion resistance

Applications



COAST DUO WOOD



* Possibility of production in different lengths and sections.


Standard Product

Input	100-305V / AC 50-65Hz
Control	On / Off
Optic	Asymmetrical
Light Color	4000K
Body Color	7016 Grey
CRI	> 82
Protection	IP66
Impact Resistance	IK09
Protection class IEC	Class I
Power factor (min.)	0,092
Weight	- kg
Ambient Temperature	-30°C / +60°C


Available Options

Input	24V / DC
Control	RGB, DALI, DIM, DMX
Optic	8°, 15°, 30°, 50°, 60°, 70°, 90°, 120°, Symmetrical
Light Color	2200K, 2700K, 3000K, 5000K, 6500K
Body Color	Optional RAL colors
CRI	> 90
Protection	IP66-IP67
Warranty	7-10 Years

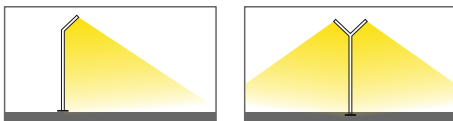
Light Colors



Body Colors Options



Light Effect



Optional Accessories



IP67
Junction
Box

Ordering Details

Product Code	Power	Light Color	H1	S1	Lumen
COASTDWOOD-T1.14.1.350.N.4000.ST.G	14W	4000K	3000	150x80	1848
COASTD WOOD-T1.27.1.700.N.4000.ST.G	27W	4000K	3000	150x80	3564
COASTDWOOD-T1.41.3.350.N.4000.ST.G	41W	4000K	4000	150x80	5412
COASTDWOOD-T1.56.2.700.N.4000.ST.G	56W	4000K	4000	150x80	7392
COASTDWOOD-T1.59.3.500.N.4000.ST.G	59W	4000K	5000	150x80	7788
COASTDWOOD-T1.84.3.700.N.4000.ST.G	84W	4000K	6000	150x80	11088
COASTDWOOD-T1.14.1.350.N.4000.ST.G	14W	4000K	3000	150x100	1848
COASTD WOOD-T1.27.1.700.N.4000.ST.G	27W	4000K	3000	150x100	3564
COASTD WOOD-T1.41.3.350.N.4000.ST.G	41W	4000K	4000	150x100	5412
COASTD WOOD-T1.56.2.700.N.4000.ST.G	56W	4000K	4000	150x100	7392
COASTD WOOD-T1.59.3.500.N.4000.ST.G	59W	4000K	5000	150x100	7788
COASTD WOOD-T1.84.3.700.N.4000.ST.G	84W	4000K	6000	150x100	11088
COASTD WOOD-T2.28.1.350.N.4000.ST.G	28W	4000K	3000	150x80	3696
COASTD WOOD-T2.54.1.700.N.4000.ST.G	54W	4000K	3000	150x80	7128
COASTD WOOD-T2.82.3.350.N.4000.ST.G	82W	4000K	4000	150x80	10824
COASTD WOOD-T2.112.2.700.N.4000.ST.G	112W	4000K	4000	150x80	14784
COASTD WOOD-T2.118.3.500.N.4000.ST.G	118W	4000K	5000	150x80	15576
COASTD WOOD-T2.168.3.700.N.4000.ST.G	168W	4000K	6000	150x80	22176
COASTD WOOD-T2.28.1.350.N.4000.ST.G	28W	4000K	3000	150x100	3696
COASTD WOOD-T2.54.1.700.N.4000.ST.G	54W	4000K	3000	150x100	7128
COASTD WOOD-T2.82.3.350.N.4000.ST.G	82W	4000K	4000	150x100	10824
COASTD WOOD-T2.112.2.700.N.4000.ST.G	112W	4000K	4000	150x100	14784
COASTD WOOD-T2.118.3.500.N.4000.ST.G	118W	4000K	5000	150x100	15576
COASTD WOOD-T2.168.3.700.N.4000.ST.G	168W	4000K	6000	150x100	22176

* For different options, please contact our team.



Product Coding

Product Name	Product Power	Module Pcs	Current	Product Height	Control System	Color Temperature	Light Beam	Body Color
XX	XX	XX	XX	XX	on/off SMART	3K 4K 5K 6.5K	XX	XX
XX	XX	XX	XX	XX	N S	3 4 5 6	XX	XX

www.hb-lux.com