

# PUNTA M

Floodlight Series



**A family of Adjustable circle dengisedfloodlightin different sizes, Powers and light options. Perfect choice to meet the outdoor lighting requirements which need high technicality and captivating design.**

Punta Consists of Aluminium Injection Die-cast with a clear tempered Glass. It is htiwitted Stainless steel screws. It is applicable to the ground with the special spike supplied. Punta projector is painted anthracite with polyester powders with high resistance to ultraviolet rays and corrosion. Punta family is certified IP67 Suitable for aggressive environments. Punta M is the is the smallest version which can catch 18W power.

## Characteristics

Aluminium Injection Die Cast Body
Electrostatic Powder Coated
Optional RAL Colors
Adjustable Bracket
Heat & Impact Resistant Extra Clear 5mm Tempered Glass
Aluminium PCB
LED with Life Span > 100.000 Hours
CCT tolerance within a 3 step MacAdams ellipse
Corrosion Protection (Optional)
5 Years Warranty
Marine Coating (Optional)
ENEC Certified Driver

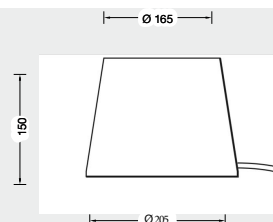
## Key Advantages

- Modern design
- Exceptional thermal system
- High optical precision
- Excellent light output
- High IP protection
- High Ambient temperature
- Easy installation

## Applications



# PUNTA M



## Standard Product

Input	220-240 V/AC 50-60Hz
Control	On / Off
Optic	28°
Light Color	4000K
Body Color	7016 Grey
CRI	>80
Protection	IP67
Impact Resistance	IK09
Protection class IEC	Class I
Power factor (min.)	0,092
Surge protection	1KV
Weight	- kg
Ambient Temperature	-30°C / +60°C

## Available Options

Input	24V / DC
Control	RGB, DALI, DIM, DMX
Optic	50°, 70°
Light Color	3000K, 5000K, 6500K
Body Color	Optional RAL colors
CRI	>90

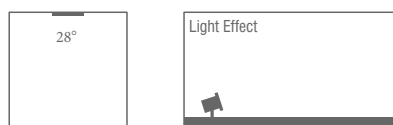
## Light Colors



## Ordering Details


Product Code	Power	Light Color	Beam Angle	Lumen
PUNTA M.10.AC.N.4.17.7016	10W	4000K	28°	1250
PUNTA M.12.AC.N.4.17.7016	12W	4000K	28°	1500
PUNTA M.15.AC.N.4.17.7016	15W	4000K	28°	1875
PUNTA M.18.AC.N.4.17.7016	18W	4000K	28°	2250

## Beam Angle Options



\* For different options, please contact our team.

## Body Colors Options



## Optional Accessories



## Product Coding

Product Name	Product Power	Input	Control System	Color Temperature	Light Beam	Body Color
XX	XX	AC DC on/off 1-10V	PUSH TRAC DALI	3K 4K 6.5K	XX	XX
XX	XX	AC DC	N V P T D	3 4 6	XX	XX