

PUNTA S

Floodlight Series



A family of Adjustable circle dengisedfloodlightin different sizes, Powers and light options. Perfect choice to meet the outdoor lighting requirements which need high technicality and captivating design.

Punta Consists of Aluminium Injection Die-cast with a clear tempered Glass. It is htiwitted Stainless steel screws. It is applicable to the ground with the special spike supplied. Punta projector is painted anthracite with polyester powders with high resistance to ultraviolet rays and corrosion. Punta family is certified IP67.Suitable for aggressive environments. Punta S is the smallest version which can catch 9W power.

Characteristics

Aluminium Injection Die Cast Body
Electrostatic Powder Coated
Optional RAL Colors
Adjustable Bracket
Heat & Impact Resistant Extra Clear 5mm Tempered Glass
Aluminium PCB
LED with Life Span > 100.000 Hours
CCT tolerance within a 3 step MacAdams ellipse
Corrosion Protection (Optional)
5 Years Warranty
Marine Coating (Optional)
ENEC Certified Driver

Key Advantages

- Modern design
- Exceptional thermal system
- High optical precision
- Excellent light output
- High IP protection
- High Ambient temperature
- Easy installation

Applications



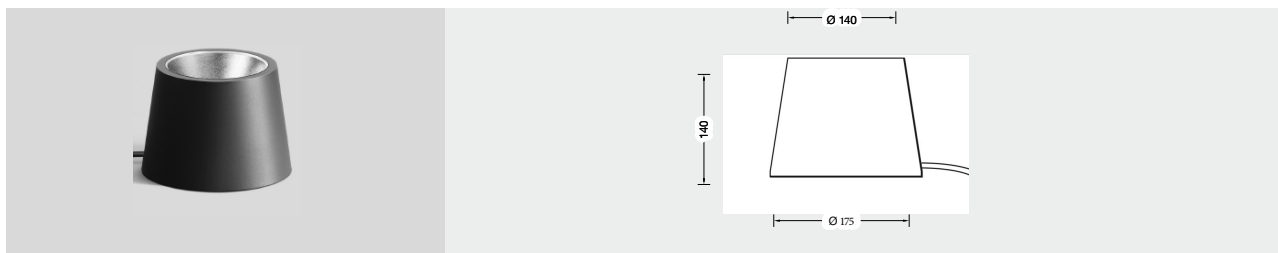
Landscape

Architectural

Ancient

Bridges

PUNTA S



Standard Product

Input	220-240 V/AC 50-60Hz
Control	On / Off
Optic	17°
Light Color	4000K
Body Color	7016 Grey
CRI	>80
Protection	IP67
Impact Resistance	IK09
Protection class IEC	Class I
Power factor (min.)	0,092
Surge protection	1KV
Weight	- kg
Ambient Temperature	-30°C / +60°C

Available Options

Input	24V / DC
Control	RGB, DALI, DIM, DMX
Optic	50°, 70°
Light Color	3000K, 5000K, 6500K
Body Color	Optional RAL colors
CRI	>90

Light Colors

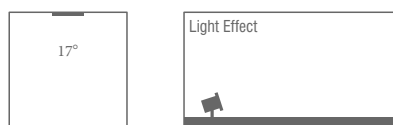


Ordering Details


Product Code	Power	Light Color	Beam Angle	Lumen
PUNTA S.5.AC.N.4.17.7016	5W	4000K	17°	550
PUNTA S.7.AC.N.4.17.7016	7W	4000K	17°	770
PUNTA S.9.AC.N.4.17.7016	9W	4000K	17°	990

* For different options, please contact our team.

Beam Angle Options



Body Colors Options



Optional Accessories



Product Coding

Product Name	Product Power	Input	Control System	Color Temperature	Light Beam	Body Color
XX XX	AC DC	on/off 1-10V	PUSH TRAC DALI	3K 4K 6.5K	XX	XX
XX XX	AC DC	N V	P T D	3 4 6	XX	XX